



Beneficiary Form

Name: BABY HAMDAN Age: 3 YEARS Sex: MALE DATE: 09-03-2023

Brief details about the Beneficiary: Baby Hamdan 3 year old boy suffering from Congenital Heart Defect, TOF, Large Unrestrictive Malaligned Perimembranous VSD, Right to Left shunt, Severe Infundibular and Valvular PS. He needs early surgery of Cardiac Cath followed by Total Correction surgery to save his life. There are 3 members in the family and father is the only earning member. He is a salesman. His monthly income is Rs 10,000/-. The treatment is going to be in Max Super Speciality Hospital, under the supervision of Dr. Gaurav Kumar (Senior Consultant Pediatric Cardiology). The total estimate is Rs.4,00,000/- for the surgery. His family is not in a position to bear the expenses of his treatment.

About the Family:

Father's Name	Mr. Imad Ur Rehman	Age	36	Edu	8 TH	Occupation	Salesman
Mother's Name	Mrs. Juvariya Rehman	Age	28	Edu	8 TH	Occupation	-
Family Member's	3 Members	No. of Children's	1	No. of school going	-		
Earning Member's	1	Monthly Income	10,000/- per month	Belongs to	UP		



Medical Treatment

Hospital/Institution Name:	Max Super Speciality Hospital
Address:	Press Enclave Road, Saket, New Delhi- 110017
Diagnosis:	Congenital Heart Defect, TOF, Large Unrestrictive Malaligned Perimembranous VSD, Right to Left shunt, Severe Infundibular and Valvular PS
Treatment Required:	Cardiac Cath followed by Total Correction surgery
Reg No:	
Total (approx.) Treatment/Surgery	4,00,000/- Rs (FOUR LAKH ONLY)

Reason for which sponsorship required: Surgery: Treatment:

Declaration:

I hereby declare that the information given above is true and I am not in position to afford expenditure expenses.

 Signature of Parents/ Guardian	 Dr. Gaurav Kumar MD, DNB (PDS), FNB (Pediatric Cardiology) Senior Consultant-Pediatric Cardiology Max Super Speciality Hospital - East Block (A unit of Devi Devi Foundation) 2, Press Enclave Road, Saket, New Delhi - 110 017 Regn. No DMC-5978 Authorized Signatory
---	---

Diya Medicare Foundation is Registered Trust

Donation to Diya Medicare Foundation is eligible for deduction under Section 80 G of the Income Tax Act, 1961.

Date: 9/3/2023

To,

Diya Medicare Foundation

New Delhi

Dear Sir/Madam

This is to certify that Mast. Hamdan, 3 years old male, is suffering from congenital cyanotic heart Defect, TOF, Large Unrestrictive Malaligned Perimembranous VSD, Right to Left Shunt, Severe Infundibular and Valvular PS. Patient needs early Cardiac Cath followed by Total Correction surgery.

The estimate cost of this surgery is Rs.4 (FOUR LAKH ONLY).

The family requires finance assistance of above said amount (Rs.4,00,000/-) for the same so kindly help them in all possible way.

Dr. Gaurav Kumar

Sr. Consultant

Pediatric Cardiology

Max Heart and Vascular Institute New Delhi, India


Dr. Gaurav Kumar
MD, DNB (PDS), FNB (Pediatric Cardiology)
Senior Consultant-Pediatric Cardiology
Max Super Speciality Hospital - East Block
(A unit of Devki Devi Foundation)
2, Press Enclave Road, Saket, New Delhi - 110 017
Regn. No. DMC-5978

Max Super Speciality Hospital, Saket .
(East Block) - A Unit of Devki Devi Foundation

(Devki Devi Foundation registered under the Societies Registration Act XXI of 1860)

Regd. Office: 2, Press Enclave Road, Saket, New Delhi-110 017

For medical service queries or appointments, call: +91-11 2651 5050

Fax: +91-11-2651 0050


www.maxhealthcare.in

DEPARTMENT OF PEDIATRIC CARDIOLOGY			
Name : HAMDAN		Max ID : SKDD.968158	
Age / DOB : 3 YRS/M		DATE : 03.03.2023	
REFERRED BY : SELF			
INDICATION : TOF			
Weight: 12.1 KG	SPO2: 83 %	HR: 108 BPM	BP: 88/53 MMHG

- Congenital cyanotic Heart Disease
- Tetralogy of Fallot
- Large Unrestrictive Malaligned Perimembranous VSD R-L shunt
- Severe Infundibular and Valvar PS (PG 59 mmHg)
 - Anterior Deviation of Conal septum seen
 - Good sized and confluent branch PAs
 - Pulmonary annulus hypoplastic (9 mm) (EXP – 12 MM)
- Normal coronaries
- Dilated RA/RV
- Left aortic arch
- Normal Biventricular Function

SITUS	: SOLITUS,
Cardiac Position	: LEVOCARDIA
Atrioventricular connection	: Concordant
Ventriculoarterial connection	: concordant
VENTRICLES Loop	: D loop
Great vessels relation	: Normally related
PULMONARY veins	: Normal connection
Systemic Veins	: Normal connection
Atrial septum	: INTACT
Ventricular septum	: Large Unrestrictive Perlmembranous VSD shunting R-L shunt
Tricuspid valve	: Annulus : 21 mm (Z score : +0.3) , TRIVIAL TR

Max Super Speciality Hospital, Saket
(East Block) - A Unit of Devki Devi Foundation
(Devki Devi Foundation registered under the Societies Registration Act XXI of 1860)
Regd. Office: 2, Press Enclave Road, Saket, New Delhi-110 017
For medical service queries or appointments, call: +91-11 2651 5050
Fax: +91-11 2651 0050
www.maxhealthcare.in



Pulmonary valve

Branch Pulmonary arteries

LV/RV SYSTOLIC FUNCTION

Diastolic dysfunction

Aortic arch

Ductus arteriosus

M MODE ANALYSIS

IVSd : 6 mm	IVSs : 6 mm
LVIDd : 22 mm	LVIDs : 16 mm
LVPWd : 5 mm	LVPWs : 7 mm
RVIDd : 16 mm	LA/AO : 14/20 mm
EF : 60%	

Doppler cm/s :

Mitral : E/A = 73/54 cm/sec

Pulmonary gradient: 59 mmHg

Dr Munesh Tomar (DMC: 31666)

Director

Dr Mamta Malik (DMC: 69382)

Associate Consultant

: ANNULUS : 18 mm (Z score : -0.14), NO MR

: Tricuspid, ANNULUS: 22 mm (Zscore : + 6.8)

NO LVOTO, And NO AR. Overriding aorta

: Hypoplastic ANNULUS: 9 mm(Z score: - 2.43)(EXP -12 MM)

Anterior deviation of Conal septum seen;

Severe Infundibular and Valvar PS ; PG : 59mmHg ,

: CONFLUENT .Proximal RPA: 9 mm, Hilar RPA : 10 mm;

Proximal LPA : 9 mm, Hilum LPA : 11 mm , (exp _8.5 _mm)

: Normal. EF: 60%

: No IVC congestion

: LEFT ARCH,normal arch branches , NO COA, MAPCAS SEEN

: No ductal shunt

Tricuspid: E/A = 61/41 cm/sec

Dr Gaurav Kumar (DMC-5978)

Senior Consultant

Dr Subin Manandhar

Fellow